

# REQUEST FOR BID

## Sauk County Buildings Services

### Sauk County Tower Lighting Replacement Project

Thursday, December 21st, 2023

- I. Point of contact: Ian Crammond  
Sauk County Building Services  
510 Broadway  
Baraboo, Wisconsin 53913  
(608) 355-4415
  
- II. Bid Due Date: Bids must be received by the County Clerk and date stamped no later than, **10:00 a.m., Central Standard Time, Tuesday January 23, 2024.** Faxes and emails are not acceptable. Bids or amendments received by Sauk County after that time will not be considered. A Public Opening of Bids will be conducted on **Tuesday January 23, 2024, at 10:15 a.m.** in the Sauk County Courthouse – EMBS Meeting Room (C128) at 510 Broadway, Baraboo, Wisconsin 53913.
  
- III. **ALL PROPOSALS MUST BE ADDRESSED TO:**  
**Sauk County Clerk**  
**Sauk County West Square Building**  
**505 Broadway**  
**Baraboo, Wisconsin 53913**

The words "**Sauk County Tower Lighting Replacement Project**" must be clearly marked on the sealed envelope alongside the County's address information.

# PART ONE

## INTRODUCTION AND GENERAL INFORMATION

### 1. INTRODUCTION

This document constitutes a request for competitive Bids for the replacement lighting on six (6) Sauk County owned tower sites.

### 2. ORGANIZATION

This document, referred to as a Request for Bid (RFB), has been divided into the following parts for the convenience of the vendor:

Part One - Introduction and General Information

Part Two - Scope of Work

Part Three - General Requirements

Part Four - Evaluation Information

Part Five - Pricing and Information

Appendix - Project Map

### 3. DEFINITIONS

For the purpose of this RFB the entity submitting the Bid will be referred to as Vendor and Sauk County will be referred to as County.

### 4. BACKGROUND INFORMATION

Sauk County is one of 72 units of county government in the State of Wisconsin and is a municipal corporation existing pursuant to the authority of Chapter 59 of the Wisconsin Statutes. County operations include a skilled nursing facility, a Human Services Department, a State Circuit Court System, a Highway Department, Sheriff's Department, a tax administration and collection effort, and other government related functions.

### 5. TENTATIVE SCHEDULE OF EVENTS

EVENT	DATE	TIME
Request for Bid released	December 21 <sup>st</sup> , 2023	
Pre-Bid Conference	January 4th, 2024	10:00 a.m.
Rm 128 EMBS meeting room Sauk County Courthouse		

Bids Due	Tuesday January 23, 2024	10:00 a.m.
Bids opened	Tuesday January 23, 2024	10:15 a.m.
Contract Awarded by Property Committee	February 1st, 2024	4:00 p.m.

Questions regarding the project can be sent to Ian Crammond at [ian.crammond@saukcountywi.gov](mailto:ian.crammond@saukcountywi.gov)

\* Responses to all questions to be e-mailed, Bid vendors shall provide e-mail address to Ian Crammond at the above referenced email address in order to receive said response.

## 6. OPPORTUNITY TO INSPECT

In order to fully understand the project, Bidders will have an opportunity to meet at the Sauk County Courthouse EMBS meeting room (128) located at 510 Broadway Baraboo, WI 53913 on January 4th, 2024, at 10:00 a.m. Attendance is not necessary in order to bid on the project. Summarized minutes of the meeting will be circulated to attendees.

## **PART TWO**

### **SCOPE OF WORK**

#### 1. OVERVIEW

Sauk County is upgrading the FAA Lighting Systems on six (6) county owned towers to comply with the FAA mandate for Dual Tower Top Beacons. The current lighting systems are a combination of incandescent and strobe systems and will be replaced with All LED lighting systems. The purpose of this project is to provide the labor to remove the existing lighting systems, and install county purchased TWR LE 12-3A dual LED lighting kits and mounting hardware. All installation work must comply with FAA Advisory Circular 70-7460-1M

#### 2. SPECIFICS

2.1 Sauk County will provide a TWR model LE12-3A E1/1 Dual Lonestar lighting System to include all lights, side arms, wiring and controllers for each of the tower locations (see attachment A)

2.2. Chosen contractor will need to remove current beacons, side lights, system wiring and lighting controllers and give to the County to dispose of.

2.3 Tower locations and ASR include: (see attachment B):

2.3.1. Tower Rd (E13487 Tower Road, Baraboo, WI 53913) 300' Sabre self-supporting tower, to provide labor to properly install one additional TWR beacon to the existing TWR lighting system with include sidearm and to add side arm to existing TWR beacon already installed, remaining parts from the kit will stay with the county. No removal of equipment is necessary at this site

2.3.2 Courthouse Tower (510 Broadway, Baraboo, WI 53913), 190'3ft face guyed tower on Courthouse roof, to provide labor for the removal of single incandescent beacon, side lights, cabling and controller and provide labor to properly install the TWR LE 12-3A dual LED lighting kits and mounting hardware.

2.3.3. Happy Hill Tower (E8999 Weinke Road, North Freedom, WI) 300' 3ft face guyed anchor tower, to provide labor for the removal of single incandescent beacon, side lights, cabling and controller and provide labor to properly install the TWR LE 12-3A dual LED lighting kits and mounting hardware.

2.3.4. Lake Delton Tower (address) 250' Sabre self-supporting tower, to provide labor for the removal of single strobe beacon, side lights, cabling and controller and provide labor to properly install the TWR LE 12-3A dual LED lighting kits and mounting hardware.

2.3.5. Hillpoint Tower (S8578 CTH N, Plain, WI 53577) 250' Sabre self-supporting tower, provide labor for the removal of single strobe beacon, side lights, cabling and controller and provide labor to properly install the TWR LE 12-3A dual LED lighting kits and mounting hardware.

2.3.6. Thuli Road Tower (S12191 Thuli Rd, Spring Green, WI 53588) 250' Sabre self-supporting tower, provide labor for the removal of single strobe beacon, side lights, cabling and controller and provide labor to properly install the TWR LE 12-3A dual LED lighting kits and mounting hardware.

3. SCHEDULE

The work included in this request for bid shall be substantially completed by August 2<sup>nd</sup>, 2024.

**PART THREE**  
GENERAL REQUIREMENTS

**STANDARD TERMS AND CONDITIONS (REQUESTS FOR BID)**

- 1.0 SPECIFICATIONS:** The specifications in this request are the minimum acceptable. When specific manufacturer and model numbers are used, they are to establish a design, type of construction, quality, functional capability and/or performance level desired. When alternates are proposed, they must be identified by manufacturer, stock number, and such other information necessary to establish equivalency, Sauk County shall be the sole judge of equivalency. Bidders are cautioned to avoid Bid alternates to the specifications which may result in rejection of their Bid.
- 2.0 QUALITY:** If supplies are furnished, unless otherwise indicated in the request, all material shall be first quality. Items which are used, demonstrators, obsolete, seconds, or which have been discontinued are unacceptable without prior written approval by Sauk County.
- 3.0 QUANTITIES:** The quantities shown on this request are based on estimated needs. The County reserves the right to increase or decrease quantities to meet actual needs.
- 4.0 PRICING AND DISCOUNT:** Sauk County qualifies for governmental discounts; unit prices shall reflect these discounts.
- 4.1 Unit prices shown on the Bid or contract shall be the prices per unit of sales (e.g., gal., cs., dos., ea., etc.) as stated on the request or contract. For any given item, the quantity multiplied by the unit prices shall establish the extended price. If an apparent mistake exists in the extended price, the unit price shall govern in the Bid evaluation and contract administration.
- 4.2 Prices established in continuing agreements and term contracts may be lowered due to general market conditions, but prices shall not be subject to increase for ninety (90) calendar days from the date of award. Any increase proposed shall be submitted to the contracting agency thirty (30) calendar days before the proposed effective date of the price increase and shall be limited to fully documented cost increases to the vendor, which are demonstrated to be industry wide. The conditions under which price increases may be granted shall be expressed in Bid documents and contracts or agreements.

- 5.0 ACCEPTANCE-REJECTION:** Sauk County reserves the right to accept or reject any or all Bids, to waive any technicality in any Bid submitted, and to accept any part of a Bid as deemed to be in the best interests of Sauk County.
- 5.1 Bids MUST be date stamped by Sauk County Clerk, 505 Broadway, Room 144, Baraboo, WI 53913, on or before the date and time that the Bid is due. Bids dated and time stamped in another office will be rejected. Receipt of a Bid by the mail system does not constitute receipt of a Bid by the County Clerk's office.
- Bids shall be submitted on company letterhead and signed by an officer of the company. Mark sealed envelope: "**Sauk County Tower Lighting Replacement Project**" alongside the County's address information.
- 6.0 METHOD OF AWARD:** Award shall be made to the lowest responsible, responsive bidder unless otherwise specified. Sauk County reserves the right to award based upon the evaluation of the Bids, which the county deems to be in its best interest.
- 7.0 ORDERING:** Purchase order shall be placed directly to the vendor by an authorized agency. No other purchase orders are authorized.
- 8.0 PAYMENT TERMS AND INVOICING:** Sauk County normally will pay properly submitted vendor invoices within forty-five (45) days of receipt providing goods and/or services have been delivered, installed (if required), and accepted as specified.
- 9.0 TAXES:** Sauk County and its agencies are exempt from payment of all federal tax and Wisconsin state and local taxes on its purchases except Wisconsin excise tax as described below which is excepted by State Statutes.
- 9.1 Sauk County, including all its agencies, is required to pay the Wisconsin excise or occupation tax on its purchase of beer, liquor, wine, cigarettes, tobacco products, motor vehicle fuel, and general aviation fuel. However, it is exempt from payment of Wisconsin sales or use tax on its purchases. Sauk County may be subject to other states' taxes on its purchases in that state depending on the laws of that state.
- 10.0 ENTIRE AGREEMENT:** These Standard Terms and Conditions shall apply to any contract or order awarded as a result of this request except where special requirements are stated elsewhere in the request; in such cases, the special requirements shall apply. Further, the written contract and/or order with referenced parts and attachments shall constitute the entire agreement and no other terms and conditions in any document, acceptance, or acknowledgment shall be effective or binding unless expressly agreed to in writing by the contracting authority. The successful Bid/bidder will be required to sign the contract document attached hereto.
- 11.0 GUARANTEED DELIVERY:** Failure of the vendor to adhere to delivery schedules as

specified or to promptly replace rejected materials shall render the vendor liable for all costs in excess of the contract price when alternate procurement is necessary. Excess costs shall include the administrative costs.

**12.0 APPLICABLE LAW:** The vendor shall at all times comply with and observe all federal and state laws, local laws, ordinances, and regulations which are in effect during the period of this contract and which in any manner affect the work of its conduct. The Sauk County Circuit Court shall be the court of exclusive jurisdiction for any litigation between the parties arising out of the performance of this contract. This contract shall be interpreted in accordance with the laws of the State of Wisconsin.

**13.0 ANTITRUST ASSIGNMENT:** The vendor and Sauk County recognize that in actual economic practice, overcharges resulting from antitrust violations are in fact usually borne by Sauk County (purchaser). Therefore, vendor hereby assigns to Sauk County any and all claims for such overcharges as to goods, materials or services.

**14.0 ASSIGNMENT:** No right or duty in whole or in part of the vendor under this contract may be assigned or delegated without the prior written consent of Sauk County.

**15.0 SUBVENDORS:** If sub-Vendors are planned to be used, this should be clearly explained in the Bid. However, the prime vendor will be responsible for contract performance whether or not sub-Vendors are used.

**16.0 MEDIATION:** If a dispute arises between or among the Parties, the Parties shall first proceed in good faith to submit the matter to mediation. Costs related to mediation shall be mutually shared between or among the Parties. Unless otherwise agreed in mediation. If the matter is not resolved via mediation the parties retain all rights to seek redress in the Sauk County circuit court.

**17.0 NONDISCRIMINATION:** In connection with the performance of work under this contract, the vendor agrees not to discriminate against any employee or applicant for employment because of age, race religion, color, handicap, sex, physical condition, sexual orientation, national origin, or developmental disability, as defined in s. 51.01(5), Wis. Stats. This provision shall include, but not be limited to, the following: employment, upgrading, demotion or transfer; recruitment or recruitment advertising; lay-off or termination; rates of pay or other forms of compensation; and selection for training, including apprenticeship.

17.1 Failure to comply with the conditions of this clause may result in the vendor becoming declared an "ineligible" vendor, termination of the contract, or withholding of payment.

**18.0 SAFETY REQUIREMENTS:** All employer practices, employee practices, materials,



equipment, and supplies provided to Sauk County must comply fully with all safety requirements as set forth by the Wisconsin Administrative Code, Rules of the Industrial Commission on Safety, and all applicable OSHA Standards.

**19.0 WARRANTY:** Unless otherwise specifically stated by the Bid/bidder; equipment purchased as a result of this request shall be warranted against defects by the Bid/bidder for three hundred sixty-five (365) days from date of receipt. The equipment manufacturer's standard warranty shall apply as a minimum and must be honored by the vendor.

**20.0 HOLD HARMLESS:** Vendor agrees to indemnify, hold harmless, and defend Sauk County, its officers, agents and employees from any and all liability including claims, demands, losses, costs, expenses and damages of every kind arising out of or in connection with services provided pursuant to this contract where such liability is founded upon or grows out of acts or omissions of any agents or employees of the vendor.

**21.0 INSURANCE RESPONSIBILITY:** The vendor performing services for Sauk County shall:

21.1 Maintain workers compensation insurance, as required by Wisconsin Statutes, for all employees engaged in the work.

21.2 Maintain general liability and owners and vendors protection in the following amounts. Sauk County shall be named as an additional named insured:

**General Liability:**

General Aggregate	\$1,000,000.00
Products-Comp/Op Agg	\$1,000,000.00
Personal & Adv. Injury	\$1,000,000.00
Each Occurrence	\$1,000,000.00

**Automobile:** (Combined single limit) \$1,000,000.00

**Excess Liability:** (Umbrella) \$ 1,000,000.00. (Each occurrence and aggregate.)

21.3 Provide policy, countersigned by an insurer licensed to do business in the State of Wisconsin, covering the period of the agreement/contract indicating that Sauk County is an additional named insured on public liability, professional liability and property damage insurance required above.

21.4 Provide insurance certificates indicating required coverage, countersigned by an insurer licensed to do business in Wisconsin, covering the period of the agreement/contract. The insurance certificate is required to be presented prior to the issuance of the purchase order or before commencement of the contract.

**22.0 CANCELLATION:** Sauk County reserves the right to cancel any contract in whole or

in part without penalty due to non-appropriation of funds, or for failure of the vendor to comply with the terms, conditions, and specifications of this contract.

**23.0 TERMINATION FOR CONVENIENCE:** Sauk County reserves the right to terminate this contract for convenience upon 90 days notice.

**24.0 DATE OF COMPLETION:** Sauk County requires that all work under this contract shall be completed by the date of completion stated in the bid. Consideration will be given to time of completion when reviewing the submitted bids. In order to be considered a responsive bid, the bid must state a date of completion. It is Sauk County's desire to have the project substantially completed by August 2, 2024.

**25.0 TERMINATION FOR DEFAULT:** Sauk County reserves the right to terminate this contract for default if, after twenty days written notice to cure default, vendor fails to satisfactorily cure the default.

**26.0 AUDIT:** During the term of the contract, the vendor shall, upon the request of the Sauk County Controller, make available at reasonable times and places, such information as may be required for the purpose of auditing submitted bills for the service provided under the contract.

**27.0 INDEPENDENT VENDOR STATUS:** None of the officers, employees, or agents of the vendor are employees of Sauk County for any purpose, including but not limited to compensation, fringe benefits, or insurance coverage.

**28.0 PUBLIC RECORDS ACCESS:** It is the intention of the county to maintain an open and public process in the solicitation, submission, review, and approval of procurement activities.

28.1 Bid openings are public unless otherwise specified. Records may not be available for public inspection prior to issuance of the notice of intent to award or the award of the contract.

28.2 If awarded this contract, Vendor shall assist Sauk county in complying with any open records request.

**29.0 PROPRIETARY INFORMATION:** Any restrictions on the use of data contained within a request must be clearly stated in the Bid itself. Proprietary information submitted in response to a request will be handled in accordance with applicable Sauk County procurement regulations and the Wisconsin public records law. Proprietary restrictions normally are not accepted. However, when accepted, it is the vendor's responsibility to defend the determination in the event of an appeal or litigation.

29.1 Data contained in a Bid, all documentation provided therein, and innovations developed as a result of the contracted commodities or services cannot be copyrighted

or patented. All data, documentation, and innovations become the property of the Sauk County.

29.2 Any material submitted by the vendor in response to this request that the vendor considers confidential and proprietary information, and which qualifies as a trade secret, as provided in s. 19.36(5), Wis. Stats., or material which can be kept confidential under the Wisconsin public records law, must be identified. Bid prices cannot be held confidential.

**30.0 DISCLOSURE:** If a public official (s. 19.42, Wis. Stats.), a member of the public official's immediate family, or any organization in which a public official or a member of the official's immediate family owns or controls a ten percent (10%) interest, is a party to this agreement, and if this agreement involves payment of more than three thousand dollars (\$3,000.00) within a twelve (12) month period, this contract is voidable by the County unless appropriate disclosure is made according to s. 19.45(6), Wis. Stats., before signing the contract.

**31.0 RECYCLED MATERIALS:** Sauk County desires to purchase products incorporating recycled materials whenever technically and economically feasible. Vendors/bidders are encouraged to Bid/propose products with recycled content, which meet specifications.

**32.0 PATENT INFRINGEMENT:** The vendor selling to Sauk County the articles described herein guarantees the articles were manufactured or produced in accordance with applicable federal labor laws. Further, that the sale or use of the articles described herein will not infringe any United States patent. The vendor covenants that it will at its own expense defend every suit which shall be brought against Sauk County (provided that such vendor is promptly notified of such suit, and all papers therein are delivered to it) for any alleged infringement of any patent by reason of the sale or use of such articles, and agrees that it will pay all costs, damages, and profits recoverable in any such suit.

**33.0 MATERIAL SAFETY DATA SHEET:** If any item(s) on an order(s) resulting from this award(s) is a hazardous chemical, as defined under 29CFR 1910.1200, provide one (1) copy of Material Safety Data Sheet for each item with the shipped container(s) and one (1) copy with the invoice(s).

**34.0 SUBMISSION OF SAFETY POLICIES/MANUALS.** Upon request, the vendor will be required to submit a copy of the company's safety policies and manuals to the Sauk County Buildings Services Department for review.

**35.0 SUBSTANCE ABUSE PROGRAM.** The contractor is required to fully comply with Wis. Stat. § 103.503. This includes, but is not limited to:

35.1 The Contractor shall have in place a written program for the prevention of substance abuse among its employees and such written program shall be provided to Sauk County with the contract documents and before any work may be started on the project. The contents of this program shall conform to Wis. Stat. § 103.503.

35.2 The Contractor shall be responsible for the cost of developing, implementing, and enforcing this program as laid out in Wis. Stat. § 103.503 (3) (b).

### **36.0 PERFORMANCE BOND/PAYMENT BOND**

36.1 The selected Bidder shall furnish Bonds covering the faithful performance of the Contract and payment of all obligations to subcontractors and others who provide materials or labor. ("Bonds"). Bonds may be secured through the Bidder's usual source. Cost of Bonds shall be included in the Bid.

36.2 Both Bonds shall be written in the amount of the Contract Sum. The Bidder shall deliver the required Bonds to the Owner with the executed Contract.

36.3 A Surety licensed to do business in Wisconsin shall issue the Bonds. Bonds shall be dated on or after the date of the Contract.

36.4 If using a Power of Attorney, the Bidder shall require the Attorney-in-Fact who executes the required Bonds on behalf of the surety to affix thereto a certified and current copy of the power of attorney. It shall state the monetary limit of the power. In addition, a certified and effective dated copy of the power of attorney shall be affixed to each Bid or Bonds by the Attorney-in-Fact executing documents.

### **37.0 BID BOND.** Bids shall be accompanied by a security deposit as follows:

37.1 A Bid bond in the amount equal to 5% of the proposers bid. Use AIA A310 Bid Bond Form.

37.2 Endorse the Bid Bond in the name of the Owner as obligee, signed and sealed by the principal (Contractor) and surety.

37.3 The security deposit will be returned after delivery to the Owner of the required Performance and Payment Bond(s) by the accepted bidder.

37.4 Include the cost of bid security in the Bid Amount.

37.5 After a bid has been accepted, all securities will be returned to the respective bidders and other requested enclosures.

37.6 If no contract is awarded, all security deposits will be returned.

**38.0 LIST OF SUBCONTRACTORS:** Bidder agrees, to the extent practicable, to maintain a list of all subcontractors, suppliers, and service providers performing, furnishing, or procuring labor, services, materials, plans, or specifications under the contract.

**39.0 FEES FOR CHANGES IN THE WORK:** Include the following with the bid form:

- 39.1 The overhead and profit fees on own Work and Work by subcontractors, applicable for Changes in the Work, whether additions to or deductions from the Work on which the Bid Amount is based.
- 39.2 The fees proposed for subcontract work for changes (both additions and deductions) in the Work. Contractor shall apply fees as noted, to the subcontractors' gross (net plus fee) costs on additional work.

**40.0 CONTRACTOR ACKNOWLEDGMENT OF STANDARD TERMS & CONDITIONS:**

---

CONTRACTOR

---

AUTHORIZED SIGNATURE OF CONTRACTOR      DATE

## **PART FOUR**

### **EVALUATION INFORMATION**

#### **1.0 EVALUATION PROCESS**

- 1.1 The award of a contract resulting from this Request for Bid shall be based on the lowest responsible bidder in combination with the pricing.
- 1.2 In the event that only one Bid is received in response to this Request for Bid, Sauk County reserves the right to negotiate the terms and conditions, including the price, as proposed in the vendor's Bid. In addition, as part of such negotiations, Sauk County reserves the right to require supporting cost, pricing and other data from the vendor in order to determine the reasonableness and acceptability of the Bid.
- 1.3 Sauk County reserves the right to reject any and all Bids or portions thereof.
- 1.4 All Vendors must provide proof of previous experience in completing similar work as it relates to the scope of work.
- 1.5 All Vendors must sign and return PART THREE of this document with their Bid.
- 1.6 All Vendors must sign and complete PART FIVE Pricing & Information document with their Bid.

**PART FIVE**  
PRICING & INFORMATION

**BASE BID:** Lump sum cost to complete all work identified in PART 2 Scope of Work for the sum of:

(\$ \_\_\_\_\_)

The Vendor hereby agrees to provide the services and/or items at the prices quoted, pursuant to the requirements of this document and further agrees that when this document is countersigned by an authorized official of Sauk County, a binding contract, as defined herein, shall exist between the Vendor and Sauk County.

\_\_\_\_\_  
CONTRACTOR

\_\_\_\_\_  
AUTHORIZED SIGNATURE OF CONTRACTOR

\_\_\_\_\_  
DATE

\_\_\_\_\_  
PRINTED NAME, TITLE

\_\_\_\_\_  
SAUK COUNTY OFFICIAL

\_\_\_\_\_  
DATE

The Bidder has examined and carefully prepared the Bid from the plans and specifications and has checked the same in detail before submitting the Bid to Sauk County, including the Standard Terms and Conditions. The Vendor has had the opportunity to view the installation site and had obtained all necessary information to properly complete this bid:

\_\_\_\_\_  
(Company Name/Firm)

\_\_\_\_\_  
(Witness)

\_\_\_\_\_  
(Company Representative)

\_\_\_\_\_  
(County Representative)

\_\_\_\_\_  
(Signature)

\_\_\_\_\_  
(Signature)

STATE OF ( \_\_\_\_\_ )ss.

COUNTY OF ( \_\_\_\_\_ )

Personally came before me this \_\_\_\_\_ day of \_\_, 2024, the above named \_\_\_\_\_ to me known to be the person who executed the foregoing instrument and acknowledge the same.

\_\_\_\_\_

Signature of Notary Public

\_\_\_\_\_

Typed or Printed Name of Notary Public My Commission (expires)

(is) \_\_\_\_\_



**CONTRACT**

THIS CONTRACT, made this day \_\_\_\_ of \_\_\_\_\_, by Sauk County hereinafter called "COUNTY" or "OWNER" acting herein through its Building Services Department, and (\_\_\_\_\_) doing business as \*(an individual) (a partnership) (a joint venture) (a corporation)(other: describe \_\_\_\_\_ located in the \*(\_\_\_\_\_) (County) of , County of \_\_\_\_\_, and State of Wisconsin, hereinafter called "CONTRACTOR."

WITNESSETH: That for and in consideration of the payments and agreements hereinafter mentioned, to be made and performed by the COUNTY, the CONTRACTOR hereby agrees with the COUNTY to commence and complete the project described as follows: **Project ("Sauk County Tower Lighting Replacement Project")**, hereinafter called the PROJECT, for the sum of \_\_\_\_\_, (\$\_\_\_\_\_) and all extra work in connection therewith, under the terms as stated in the bidding documents, specifications and contractor's bid; and at its own proper cost and expense to furnish all the materials, (except materials which the contract documents specifically require to be purchased by the County) supplies, machinery equipment, tools, superintendence, labor, insurance, and other accessories and services necessary to complete the said project in accordance with the conditions and prices stated in the Contract Documents.

The CONTRACTOR further agrees to complete the project by August 2, 2024. A contract extension shall be at the discretion of the Facilities Director.

The COUNTY agrees to pay the CONTRACTOR in current funds for the performance of the contract, subject to additions and deductions, as provided in herein, and to make payments on account thereof as provided in the Estimates and Payments sections.

IN WITNESS WHEREOF, the parties to these presents have executed this contract in two (2) counterparts, each of which shall be deemed an original, in the year and day first above mentioned.

AGREED:

**SAUK COUNTY, WISCONSIN**

\_\_\_\_\_  
By: Brent Miller  
County Administrator

[SIGNATURES CONTINUE ON THE NEXT PAGE]

**CONTRACTOR:**

---

By:

---

(Name)

---

(Title)

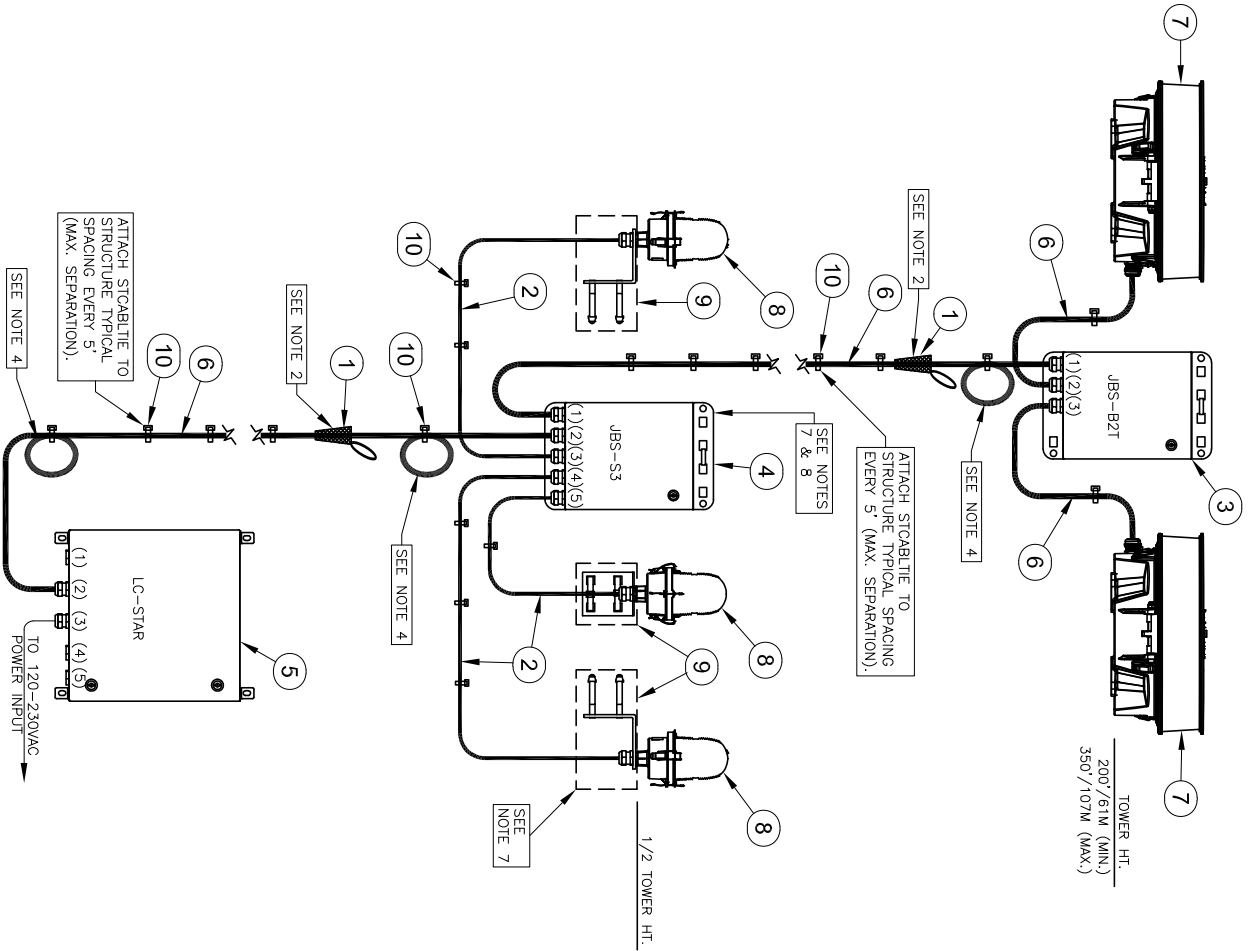
---

(Address)

---

(City and State)

# ATTACHMENT A



ITEM/ QTY	UNITS	NAME	DESCRIPTION
1	ea	CABLEGRIP3	SINGLE EYE LACE MESH 0.63" - 0.74"
2	40 ft	CSO14/3	14AWG / 3-COR. S.O. CORD (FOL OLS)
3	1 ea	JBS-B2T	TOP LEVEL UNIVERSAL MOUNTED JB 2 BEACONS
4	1 ea	JBS-S3	UNIVERSAL MOUNTED JB FOR 3 SIDELIGHTS
5	1 ea	LC-STAR	STAR LIGHTING CONTROLLER
6	0 ft	CABLE-E-1	POWER & DATA CABLE (TWR HT. + 95')
7	2 ea	LONESTAR	L864L865 DUAL LED BEACON
8	3 ea	OL-1LED	L-810 LED SIDELIGHT
9	3 ea	OLMOUNTKIT	UNIVERSAL OL MOUNTING KIT
10	0 ea	STCABLITE	STROBE CABLE TIES (TWR HT. + 5 + 20)

~ = ITEMS QUANTITY CALCULATED ACCORDING TO STRUCTURE HEIGHT.

- NOTES:
- THIS DRAWING IS PROVIDED AS A GENERAL REFERENCE. TWR LIGHTING, INC. DOCUMENTATION SUPERSEDES THIS DRAWING & SHOULD BE REVIEWED PRIOR TO INSTALLATION OF THIS SYSTEM.
  - CABLEGRIP3 IS USED TO SUPPORT CABLE BEFORE CORD CONNECTOR AND SERVICE LOOP. THE SINGLE EYE LOOP SHOULD BE ATTACHED TO STRUCTURE SECURELY.
  - IF MOUNT IS NEEDED FOR BEACON USE P/N BMSIDE-1
  - 4' - 5' SERVICE LOOP TO BE INSTALLED AT EACH LIGHT LEVEL AND BASE OF TOWER. IT IS RECOMMENDED IF YOU HAVE EXCESS CABLE OR, IF LENGTH OF CABLE REQUIRES MORE THAN ONE LOOP THEN EITHER PATTERN IN AN S OR SINE WAVE SHAPE OR CUT EXTRA CABLE AND RE-TERMINATE.
  - BLACK WIRE FROM SIDELIGHTS CONNECTS TO RED TERMINALS
  - LIGHTING CABLES ARE TO BE SUPPORTED OVER TOWER FLANGES TO ENSURE THAT THEY DO NOT RUB OR BREAK OPEN.
  - USE P/N HO6-10 TO SECURE JUNCTION BOX AND SIDELIGHT ASSEMBLY TO STRUCTURE. REFER TO DRAWINGS 101180 & 101138 FOR MORE DETAIL.
  - BARE SHIELD WIRES NEED TO BE TERMINATED IN CONTROLLER AND JUNCTION BOXES.
  - BARE SHIELD WIRES NEED TO BE CUT FLUSH WITH CABLE PVC OUTER JACKET IN EACH BEACON (NOT TERMINATED).

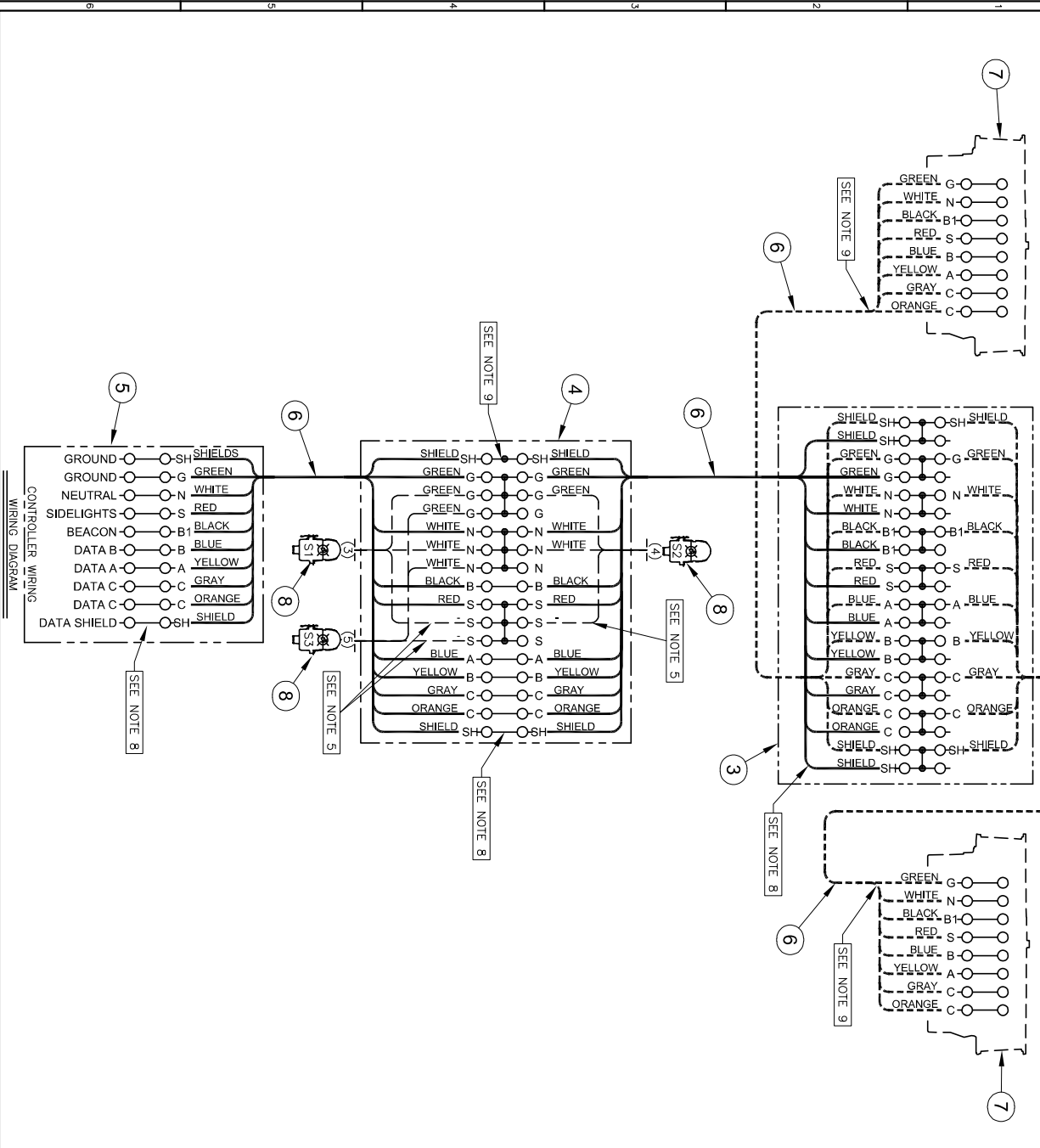
**POWER CONSUMPTION**

- 12hrs day - 4.01LC-STAR + 64.01L865 + 0.01L810 (68 x 12= 0.816KWH)
- 12hrs night - 4.01LC-STAR + 26.01L864 + 24.01L810 (64 x 12= 0.648KWH)
- \* 24hrs = **1.464 KWH**

**LE12-3A DUAL LED LIGHTING KIT**  
(TOWERS 200' / 61M TO 350' / 107M)

APPROVED BY \_\_\_\_\_  
APPROVED BY \_\_\_\_\_  
DRAWN BY J.ZAMORANO  
DATE 07/01/2020 SCALE N.T.S.  
SHEET QTY 1 OF 1  
PMS NO. LK-102  
**TWR**  
Cutlighted Technology

NOTICE: The drawings and specifications are the property of TWR Lighting, Inc. All dimensions are given unless otherwise noted. The drawings and specifications are subject to change without notice. The drawings and specifications are the property of TWR Lighting, Inc. and are not to be used for any other purpose without the written permission of TWR Lighting, Inc.



ITEM/ QTY/ UNITS	NAME	DESCRIPTION
1	2 ea	CABLEGRIP3
2	40 ft	14AWG / 3-C-CON. S.O. CORD (FOL. OLS)
3	1 ea	JBS-B2T
4	1 ea	JBS-S3
5	1 ea	LC-STAR
6	0 ft	LCABLE-1
7	2 ea	L864/1865 DUAL LED BEACON
8	3 ea	OL-1LED
9	3 ea	OLMOUNTKIT
10	0 ea	STCABLETIE

2 = ITEMS QUANTITY CALCULATED ACCORDING TO STRUCTURE HEIGHT.

- NOTES:
- THIS DRAWING IS PROVIDED AS A GENERAL REFERENCE. TWR LIGHTING, INC. DOCUMENTATION SUPERSEDES THIS DRAWING & SHOULD BE REVIEWED PRIOR TO INSTALLATION OF THIS SYSTEM.
  - CABLEGRIP3 IS USED TO SUPPORT CABLE BEFORE CORD CONNECTOR AND SERVICE LOOP. THE SINGLE EYE LOOP SHOULD BE ATTACHED TO STRUCTURE SECURELY.
  - IF MOUNT IS NEEDED FOR BEACON USE P/N BMSIDE-1.
  - 4' - 5' SERVICE LOOP TO BE INSTALLED AT EACH LIGHT LEVEL AND BASE OF TOWER. IT IS RECOMMENDED IF YOU HAVE EXCESS CABLE OR, IF LENGTH OF CABLE REQUIRES MORE THAN ONE LOOP THEN EITHER PATTERN IN AN S OR SINE WAVE SHAPE OR CUT EXTRA CABLE AND RE-TERMINATE.
  - BLACK WIRE FROM SIDELIGHTS CONNECTS TO RED TERMINALS.
  - LIGHTING CABLES ARE TO BE SUPPORTED OVER TOWER FLANGES TO ENSURE THAT THEY DO NOT RUB OR BREAK OPEN.
  - USE P/N HC6-10 TO SECURE JUNCTION BOX AND SIDELIGHT ASSEMBLY TO STRUCTURE. REFER TO DRAWINGS 101180 & 101138 FOR MORE DETAIL.
  - BARE SHIELD WIRES NEED TO BE TERMINATED IN CONTROLLER AND JUNCTION BOXES.
  - BARE SHIELD WIRES NEED TO BE CUT FLUSH WITH CABLE PVC OUTER JACKET IN EACH BEACON (NOT TERMINATED).

**POWER CONSUMPTION**

- 12hrs day - 4.0ILC-STAR + 64.0IL865 + 0.0IL610 (68 x 12= 0.816KWH)
- 12hrs night - 4.0ILC-STAR + 26.0IL864 + 24.0IL610 (64 x 12= 0.648KWH)
- 24hrs = 1.464 KWH

**LET-3A DUAL LED LIGHTING KIT**  
(TOWERS 200'/61M TO 350'/107M)

APPROVED BY \_\_\_\_\_

APPROVED BY \_\_\_\_\_

APPROVED BY \_\_\_\_\_

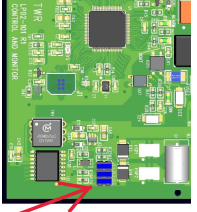
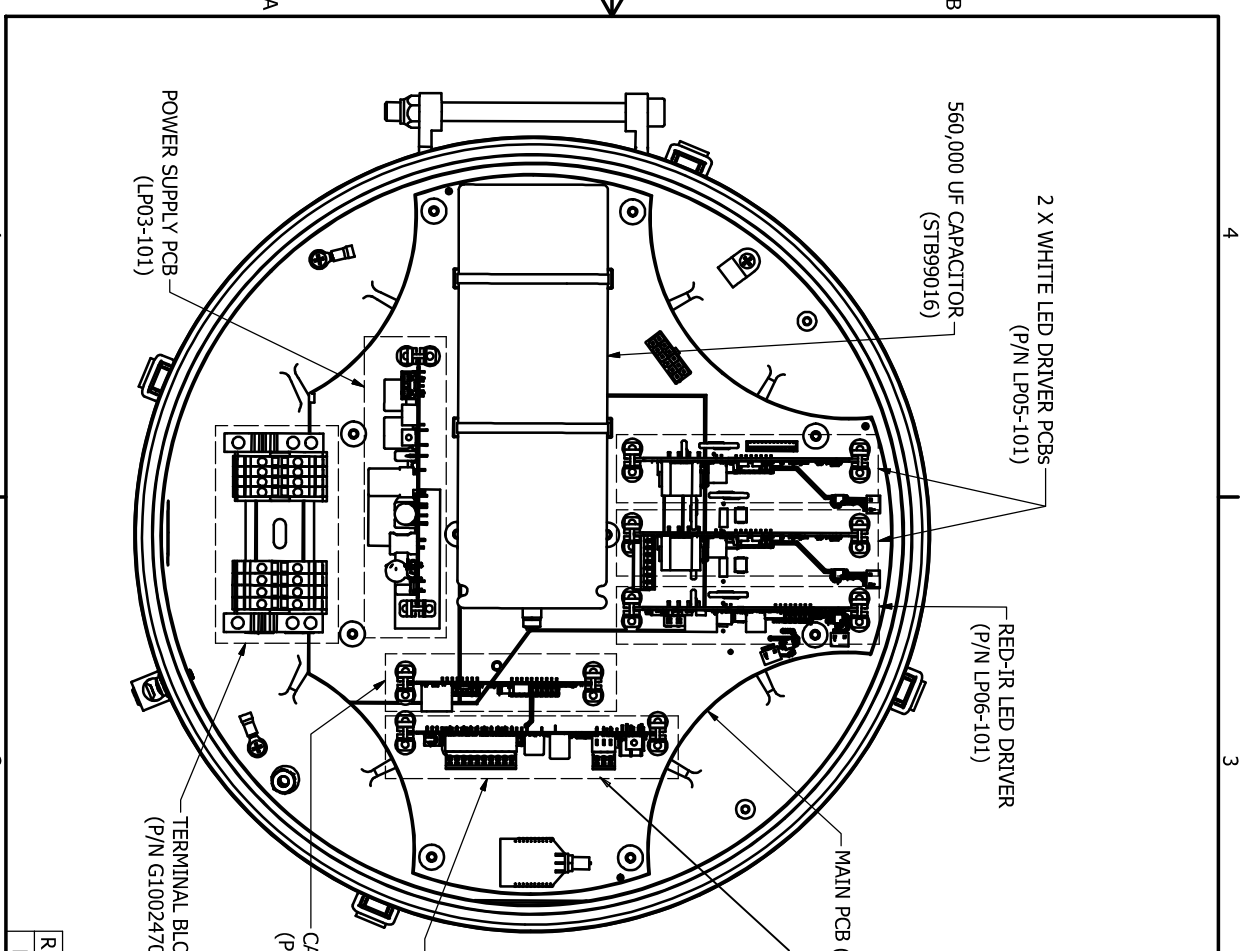
DATE 07/01/2020 SCALE N.T.S. SHEET 07 OF 1

DRAWN BY J.ZAMORANO

DATE 07/01/2020 SCALE N.T.S. SHEET 07 OF 1

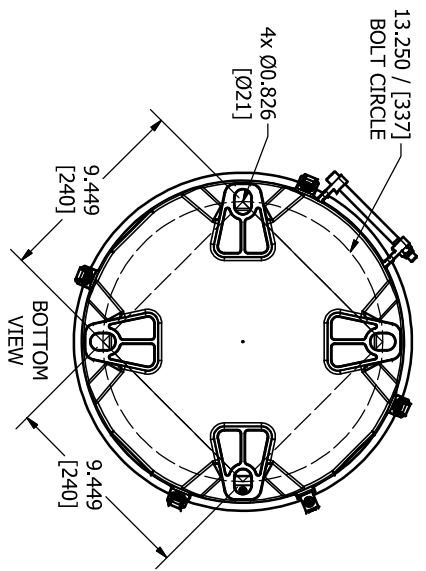
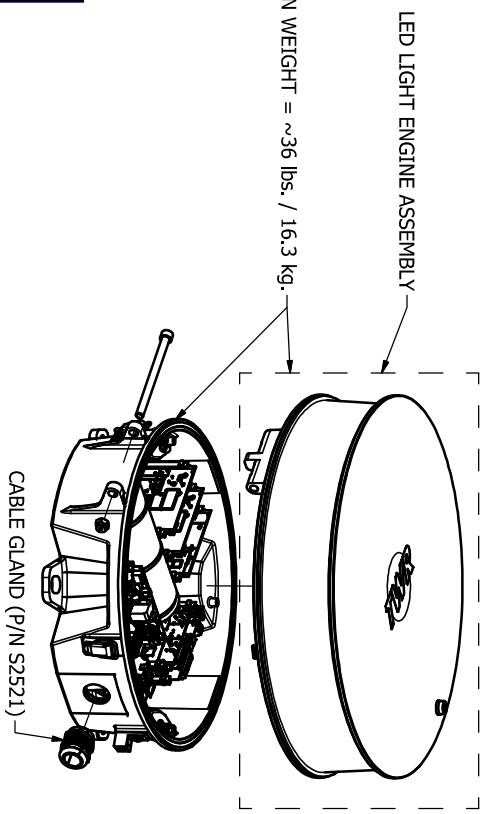
DWG. NO. LK-102

**TWR**  
Enlightened Technology



TYPICAL STATION #1 TO HAVE J3-1 THROUGH J3-3 JUMPERS INSTALLED. STATIONS #2-#99 TO HAVE J3-1 THROUGH J3-3 JUMPERS REMOVED. FACTORY DEFAULT

TOTAL BEACON WEIGHT = ~36 lbs. / 16.3 kg.



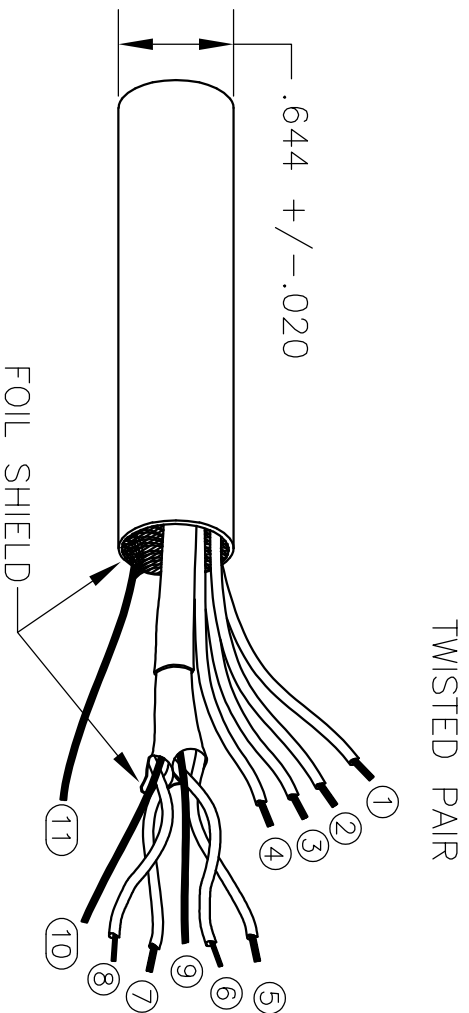
REV	DATE	BY	DESCRIPTION
B	09/23/2021	JZ	ADDED DIMS AND WEIGHT

DUAL LED BEACON (P/N LONESTAR)  
MAJOR COMPONENTS

**TWR Lighting, Inc.**  
*Enlightened Technology*

DESIGNED BY: J. ZAMORANO  
DATE: 6/29/2020  
SCALE: N.T.S.  
SHEET SIZE: 1 OF 1  
DWG. NO.: 101187

© 2020 TWR Lighting, Inc. All rights reserved. This drawing is the property of TWR Lighting, Inc. All information contained herein is confidential and proprietary. No part of this drawing may be reproduced, stored in a retrieval system, or transmitted in any form or by any means, electronic, mechanical, photocopying, recording, or by any information storage and retrieval system, without the prior written permission of TWR Lighting, Inc.



SPECIFICATION  
HLS STROBE CABLE

CONDUCTOR NUMBER	AWG	TINNED COPPER WIRE STRAND	INSULATION VOLTAGE	COLOR
1	12	65/30 STRANDED	300V MIN.	BLACK
2	12	65/30 STRANDED	300V MIN.	RED
3	12	65/30 STRANDED	300V MIN.	WHITE
4	14	41/30 STRANDED	300V MIN.	GREEN
5	22	7/30 STRANDED	300V MIN.	BLUE
6	22	7/30 STRANDED	300V MIN.	YELLOW
7	22	7/30 STRANDED	300V MIN.	ORANGE
8	22	7/30 STRANDED	300V MIN.	GRAY
9	22	7/30 STD BARE	NONE	BARE
10	22	7/30 STD BARE	NONE	BARE
11	14	41/30 STD BARE	NONE	BARE

GENERAL: 3X12AWG, 1X14AWG ISP PVC COMPOSITE CABLE

3 CONDUCTORS (12 AWG):  
COLOR CODE: BLACK, WHITE, RED

1 CONDUCTOR (14 AWG):  
COLOR CODE: GREEN

2 SHIELDED PAIR: (22 AWG):  
COLOR CODE: ORANGE / YELLOW / SHIELD

RATING:

UL-2464

300 VOLTS

80 DEGREE CENTIGRADE

CSA AWM I/II A/B

LCABLE-1 (LED CABLE)

**TWR Lightings, Inc.**

APP'D

ENGINEER

CHK'D BY

DRAWN BY  
G.D.S.

DATE  
10/25/2019

SCALE  
N.T.S.

SHEET SIZE  
A

SHEET QTY.  
1 OF 1

DRAWING NO.  
FO1-111SL

NOTICE: This drawing is the property of TWR Lightings, Inc. All information contained herein that is not generally known shall be confidential except to the extent the information has been previously established. This drawing may not be reproduced, copied or used as the basis for manufacture or sale without written permission.

# **ATTACHMENT B**





**UNITED STATES OF AMERICA  
FEDERAL COMMUNICATIONS COMMISSION  
ANTENNA STRUCTURE REGISTRATION**



OWNER: SAUK, COUNTY OF

FCC Registration Number (FRN): 0002682680

<b>ATTN: Philip Raab</b> <b>SAUK, COUNTY OF</b> <b>510 BROADWAY</b> <b>BARABOO, WI 53913</b>	<b>Antenna Structure Registration Number</b>  <p align="center">1035379</p>
	<b>Issue Date</b>  <p align="center">06/26/2018</p>
<b>Location of Antenna Structure</b> <b>COURT HOUSE 510 BROADWAY</b> <b>BARABOO, WI 53913</b>  <b>County: SAUK</b>	<b>Ground Elevation (AMSL)</b>  <p align="right">270.4 meters</p>
	<b>Overall Height Above Ground (AGL)</b>  <p align="right">63.7 meters</p>
<b>Latitude</b> 43- 28- 13.5 N <b>Longitude</b> 089- 44- 37.6 W <b>NAD83</b>	<b>Overall Height Above Mean Sea Level (AMSL)</b>  <p align="right">334.1 meters</p>
<b>Center of Array Coordinates</b>  <p align="center">N/A</p>	<b>Type of Structure</b> <p align="center">BTWR Building with Tower</p>
<b>Painting and Lighting Requirements:</b> <b>FCC Paragraphs 1, 3, 11, 21</b>          <b>Conditions:</b>	

This registration is effective upon completion of the described antenna structure and notification to the Commission. **YOU MUST NOTIFY THE COMMISSION WITHIN 24 HOURS OF COMPLETION OF CONSTRUCTION OR CANCELLATION OF YOUR PROJECT, please file FCC Form 854.** To file electronically, connect to the antenna structure registration system by pointing your web browser to <http://wireless.fcc.gov/antenna>. Electronic filing is recommended. You may also file manually by submitting a paper copy of FCC Form 854. Use purpose code "NT" for notification of completion of construction; use purpose code "CA" to cancel your registration.

The Antenna Structure Registration is not an authorization to construct radio facilities or transmit radio signals. It is necessary that all radio equipment on this structure be covered by a valid FCC license or construction permit.

**You must immediately provide a copy of this Registration to all tenant licensees and permittees sited on the structure described on this Registration (although not required, you may want to use Certified Mail to obtain proof of receipt), and display your Registration Number at the site. See reverse for important information about the Commission's Antenna Structure Registration rules.**

You must comply with all applicable FCC obstruction marking and lighting requirements, as set forth in Part 17 of the Commission's Rules (47 C.F.R. Part 17). These rules include, but are not limited to:

**Posting the Registration Number:** The Antenna Structure Registration Number must be displayed in a conspicuous place so that it is readily visible near the base of the antenna structure. Materials used to display the Registration Number must be weather-resistant and of sufficient size to be easily seen at the base of the antenna structure. Exceptions exist for certain historic structures. See 47 C.F.R. 17.4(g)-(h).

**Inspecting lights and equipment:** The obstruction lighting must be observed at least every 24 hours in order to detect any outages or malfunctions. Lighting equipment, indicators, and associated devices must be inspected at least once every three months.

**Reporting outages and malfunctions:** When any top steady-burning light or a flashing light (in any position) burns out or malfunctions, the outage must be reported to the nearest FAA Flight Service Station, unless corrected within 30 minutes. The FAA must again be notified when the light is restored. The owner must also maintain a log of these outages and malfunctions.

**Maintaining assigned painting:** The antenna structure must be repainted as often as necessary to maintain good visibility.

**Complying with environmental rules:** If you certified that grant of this registration would not have a significant environmental impact, you must nevertheless maintain all pertinent records and be ready to provide documentation supporting this certification and compliance with the rules, in the event that such information is requested by the Commission pursuant to 47 C.F.R. 1.1307(d).

**Updating information:** The owner must notify the FCC of proposed modifications to this structure; of any change in ownership; or, within 30 days of dismantlement of the structure.

You can find additional information at *[insert link]* or by calling (877) 480-3201 (TTY 717-338-2824).

**Registration Number:** 1035379

**Issue Date:** 06/26/2018

#### OBSTRUCTION MARKING AND LIGHTING SPECIFICATIONS FOR ANTENNA STRUCTURES

It is to be expressly understood that the issuance of the below specifications is in no way to be considered as precluding additional or modified markings or lighting as may hereafter be required under the provisions of Section 303(q) of the Communications Act of 1934, as amended.

1 Antenna structures shall be painted throughout their height with alternate bands of aviation surface orange and white, terminating with aviation surface orange bands at both top and bottom. The width of the bands shall be equal and approximately one-seventh the height of the structure, provided however, that the bands shall not be more than 30.48 meters (100 feet) nor less than .46 meters (1 1/2 feet) in width. All towers shall be cleaned or repainted as often as necessary to maintain good visibility.

3 There shall be installed at the top of the structure one 300 m/m electric code beacon equipped with two 620- or 700-watt lamps (PS-40, Code Beacon type), both lamps to burn simultaneously, and equipped with aviation red color filters. Where a rod or other construction of not more than 6.10 meters (20 feet) in height and incapable of supporting this beacon is mounted on top of the structure and it is determined that this additional construction does not permit unobstructed visibility of the code beacon from aircraft at any normal angle of approach, there shall be installed two such beacons positioned so as to insure unobstructed visibility of at least one of the beacons from aircraft at any normal angle of approach. The beacons shall be equipped with a flashing mechanism producing not more than 40 flashes per minute nor less than 12 flashes per minute with a period of darkness equal to approximately one-half of the luminous period.

11 At the approximate midpoint of the overall height of the tower, there shall be installed at least two 116- or 125-watt lamps (A21/TS) enclosed in aviation red obstruction light globes. Each light shall be mounted so as to insure unobstructed visibility of at least one light at each level from aircraft at any normal angle of approach.

21 All lights shall burn continuously or shall be controlled by a light sensitive device adjusted so that the lights will be turned on at a north sky light intensity level of about 35 foot candles and turned off at a north sky light intensity level of about 58 foot candles.



**UNITED STATES OF AMERICA  
FEDERAL COMMUNICATIONS COMMISSION  
ANTENNA STRUCTURE REGISTRATION**



OWNER: SAUK, COUNTY OF

**FCC Registration Number (FRN):**

<b>ATTN: SHERIFFS DEPT VIRGIL STEINHORST SAUK, COUNTY OF 510 BROADWAY BARABOO, WI 53913</b>	<b>Antenna Structure Registration Number</b> 1035378
	<b>Issue Date</b> 01/12/1998
<b>Location of Antenna Structure HAPPY HILL AT WEINKE RD NORTH FREEDOM, WI 53951 SAUK</b>	<b>Ground Elevation (AMSL)</b> 445.0 meters
	<b>Overall Height Above Ground (AGL)</b> 97.5 meters
<b>Latitude</b> 43- 23- 41.0 N	<b>Longitude</b> 089- 52- 21.0 W
	<b>Overall Height Above Mean Sea Level (AMSL)</b> 542.5 meters
<b>Painting and Lighting Requirements:</b> FCC Paragraphs 1, 3, 12, 21	
<b>Conditions:</b>	

This registration is effective upon completion of the described antenna structure and notification to the Commission. **YOU MUST NOTIFY THE COMMISSION WITHIN 24 HOURS OF COMPLETION OF CONSTRUCTION OR CANCELLATION OF YOUR PROJECT, please file FCC Form 854.** To file electronically, connect to the antenna structure registration system by pointing your web browser to <http://wireless.fcc.gov/antenna>. Electronic filing is recommended. You may also file manually by submitting a paper copy of FCC Form 854. Use purpose code "NT" for notification of completion of construction; use purpose code "CA" to cancel your registration.

The Antenna Structure Registration is not an authorization to construct radio facilities or transmit radio signals. It is necessary that all radio equipment on this structure be covered by a valid FCC license or construction permit.

**You must immediately provide a copy of this Registration to all tenant licensees and permittees sited on the structure described on this Registration (although not required, you may want to use Certified Mail to obtain proof of receipt), and display your Registration Number at the site. See reverse for important information about the Commission's Antenna Structure Registration rules.**

You must comply with all applicable FCC obstruction marking and lighting requirements, as set forth in Part 17 of the Commission's Rules (47 C.F.R. Part 17). These rules include, but are not limited to:

**Posting the Registration Number:** The Antenna Structure Registration Number must be displayed in a conspicuous place so that it is readily visible near the base of the antenna structure. Materials used to display the Registration Number must be weather-resistant and of sufficient size to be easily seen at the base of the antenna structure. Exceptions exist for certain historic structures. See 47 C.F.R. 17.4(g)-(h).

**Inspecting lights and equipment:** The obstruction lighting must be observed at least every 24 hours in order to detect any outages or malfunctions. Lighting equipment, indicators, and associated devices must be inspected at least once every three months.

**Reporting outages and malfunctions:** When any top steady-burning light or a flashing light (in any position) burns out or malfunctions, the outage must be reported to the nearest FAA Flight Service Station, unless corrected within 30 minutes. The FAA must again be notified when the light is restored. The owner must also maintain a log of these outages and malfunctions.

**Maintaining assigned painting:** The antenna structure must be repainted as often as necessary to maintain good visibility.

**Complying with environmental rules:** If you certified that grant of this registration would not have a significant environmental impact, you must nevertheless maintain all pertinent records and be ready to provide documentation supporting this certification and compliance with the rules, in the event that such information is requested by the Commission pursuant to 47 C.F.R. 1.1307(d).

**Updating information:** The owner must notify the FCC of proposed modifications to this structure; of any change in ownership; or, within 30 days of dismantlement of the structure.

Copies of the Code of Federal Regulations (which contain the FCC's antenna structure registration rules, 47 C.F.R Part 17) are available from the Government Printing Office (GPO). To purchase CFR volumes, call (202) 512-1800. For GPO Customer Service, call (202) 512-1803. For additional FCC information, consult the Antenna Homepage on the internet at <http://wireless.fcc.gov/antenna> or call (877) 480-3201 (TTY 717-338-2824).

**Registration Number:** 1035378

**Issue Date:** 01/12/1998

#### OBSTRUCTION MARKING AND LIGHTING SPECIFICATIONS FOR ANTENNA STRUCTURES

It is to be expressly understood that the issuance of the below specifications is in no way to be considered as precluding additional or modified markings or lighting as may hereafter be required under the provisions of Section 303(q) of the Communications Act of 1934, as amended.

1 Antenna structures shall be painted throughout their height with alternate bands of aviation surface orange and white, terminating with aviation surface orange bands at both top and bottom. The width of the bands shall be equal and approximately one-seventh the height of the structure, provided however, that the bands shall not be more than 30.48 meters (100 feet) nor less than .46 meters (1 1/2 feet) in width. All towers shall be cleaned or repainted as often as necessary to maintain good visibility.

3 There shall be installed at the top of the structure one 300 m/m electric code beacon equipped with two 620- or 700-watt lamps (PS-40, Code Beacon type), both lamps to burn simultaneously, and equipped with aviation red color filters. Where a rod or other construction of not more than 6.10 meters (20 feet) in height and incapable of supporting this beacon is mounted on top of the structure and it is determined that this additional construction does not permit unobstructed visibility of the code beacon from aircraft at any normal angle of approach, there shall be installed two such beacons positioned so as to insure unobstructed visibility of at least one of the beacons from aircraft at any normal angle of approach. The beacons shall be equipped with a flashing mechanism producing not more than 40 flashes per minute nor less than 12 flashes per minute with a period of darkness equal to approximately one-half of the luminous period.

12 On levels at approximately two-thirds and one-third of the overall height of the tower, there shall be installed at least two 116- or 125-watt lamps (A21/TS) enclosed in aviation red obstruction light globes. Each light shall be mounted so as to insure unobstructed visibility of at least one light at each level from aircraft at any normal angle of approach.

21 All lights shall burn continuously or shall be controlled by a light sensitive device adjusted so that the lights will be turned on at a north sky light intensity level of about 35 foot candles and turned off at a north sky light intensity level of about 58 foot candles.



**UNITED STATES OF AMERICA  
FEDERAL COMMUNICATIONS COMMISSION  
ANTENNA STRUCTURE REGISTRATION**



OWNER: Sauk County

FCC Registration Number (FRN): 0002682680

<b>ATTN: Philip G Raab</b> Sauk County 510 Broadway Baraboo, WI 53913	<b>Antenna Structure Registration Number</b> 1251163						
	<b>Issue Date</b> 12/01/2005						
<b>Location of Antenna Structure</b> S8578 CTH N Plain, WI 53577 SAUK	<b>Ground Elevation (AMSL)</b> 345.0 meters						
	<b>Overall Height Above Ground (AGL)</b> 82.0 meters						
<table border="0"> <tr> <td align="center">Latitude</td> <td align="center">Longitude</td> <td></td> </tr> <tr> <td align="center">43- 20- 02.3 N</td> <td align="center">090- 06- 17.0 W</td> <td align="center">NAD83</td> </tr> </table>	Latitude	Longitude		43- 20- 02.3 N	090- 06- 17.0 W	NAD83	<b>Overall Height Above Mean Sea Level (AMSL)</b> 427.0 meters
Latitude	Longitude						
43- 20- 02.3 N	090- 06- 17.0 W	NAD83					
<b>Painting and Lighting Requirements:</b> FAA Chapters 4, 8, 12  Paint and Light in Accordance with FAA Circular Number 70/7460-1K   <b>Conditions:</b>							

This registration is effective upon completion of the described antenna structure and notification to the Commission. **YOU MUST NOTIFY THE COMMISSION WITHIN 24 HOURS OF COMPLETION OF CONSTRUCTION OR CANCELLATION OF YOUR PROJECT, please file FCC Form 854.** To file electronically, connect to the antenna structure registration system by pointing your web browser to <http://wireless.fcc.gov/antenna>. Electronic filing is recommended. You may also file manually by submitting a paper copy of FCC Form 854. Use purpose code "NT" for notification of completion of construction; use purpose code "CA" to cancel your registration.

The Antenna Structure Registration is not an authorization to construct radio facilities or transmit radio signals. It is necessary that all radio equipment on this structure be covered by a valid FCC license or construction permit.

**You must immediately provide a copy of this Registration to all tenant licensees and permittees sited on the structure described on this Registration (although not required, you may want to use Certified Mail to obtain proof of receipt), and display your Registration Number at the site. See reverse for important information about the Commission's Antenna Structure Registration rules.**

You must comply with all applicable FCC obstruction marking and lighting requirements, as set forth in Part 17 of the Commission's Rules (47 C.F.R. Part 17). These rules include, but are not limited to:

**Posting the Registration Number:** The Antenna Structure Registration Number must be displayed in a conspicuous place so that it is readily visible near the base of the antenna structure. Materials used to display the Registration Number must be weather-resistant and of sufficient size to be easily seen at the base of the antenna structure. Exceptions exist for certain historic structures. See 47 C.F.R. 17.4(g)-(h).

**Inspecting lights and equipment:** The obstruction lighting must be observed at least every 24 hours in order to detect any outages or malfunctions. Lighting equipment, indicators, and associated devices must be inspected at least once every three months.

**Reporting outages and malfunctions:** When any top steady-burning light or a flashing light (in any position) burns out or malfunctions, the outage must be reported to the nearest FAA Flight Service Station, unless corrected within 30 minutes. The FAA must again be notified when the light is restored. The owner must also maintain a log of these outages and malfunctions.

**Maintaining assigned painting:** The antenna structure must be repainted as often as necessary to maintain good visibility.

**Complying with environmental rules:** If you certified that grant of this registration would not have a significant environmental impact, you must nevertheless maintain all pertinent records and be ready to provide documentation supporting this certification and compliance with the rules, in the event that such information is requested by the Commission pursuant to 47 C.F.R. 1.1307(d).

**Updating information:** The owner must notify the FCC of proposed modifications to this structure; of any change in ownership; or, within 30 days of dismantlement of the structure.

Copies of the Code of Federal Regulations (which contain the FCC's antenna structure registration rules, 47 C.F.R Part 17) are available from the Government Printing Office (GPO). To purchase CFR volumes, call (202) 512-1800. For GPO Customer Service, call (202) 512-1803. For additional FCC information, consult the Antenna Homepage on the internet at <http://wireless.fcc.gov/antenna> or call (877) 480-3201 (TTY 717-338-2824).





**UNITED STATES OF AMERICA  
FEDERAL COMMUNICATIONS COMMISSION  
ANTENNA STRUCTURE REGISTRATION**



OWNER: Sauk County

FCC Registration Number (FRN): 0002682680

<b>ATTN: Philip G. Raab</b> <b>Sauk County</b> <b>510 Broadway</b> <b>Baraboo, WI 53913</b>	<b>Antenna Structure Registration Number</b> <p align="right">1246224</p>						
	<b>Issue Date</b> <p align="right">11/24/2004</p>						
<b>Location of Antenna Structure</b> <b>Corner of State Road 23 &amp; Xanadu Road</b> <b>Lake Delton, WI 53965</b> <b>SAUK</b>	<b>Ground Elevation (AMSL)</b> <p align="right">308.1 meters</p>						
	<b>Overall Height Above Ground (AGL)</b> <p align="right">82.2 meters</p>						
<table border="0"> <tr> <td align="center"><b>Latitude</b></td> <td align="center"><b>Longitude</b></td> <td align="center"><b>NAD83</b></td> </tr> <tr> <td align="center">43- 35- 03.1 N</td> <td align="center">089- 49- 11.6 W</td> <td></td> </tr> </table>	<b>Latitude</b>	<b>Longitude</b>	<b>NAD83</b>	43- 35- 03.1 N	089- 49- 11.6 W		<b>Overall Height Above Mean Sea Level (AMSL)</b> <p align="right">390.3 meters</p>
<b>Latitude</b>	<b>Longitude</b>	<b>NAD83</b>					
43- 35- 03.1 N	089- 49- 11.6 W						
<b>Painting and Lighting Requirements:</b> <b>FAA Chapters 4, 8, 12</b>  <b>Paint and Light in Accordance with FAA Circular Number 70/7460-1K</b>   <b>Conditions:</b>							

This registration is effective upon completion of the described antenna structure and notification to the Commission. **YOU MUST NOTIFY THE COMMISSION WITHIN 24 HOURS OF COMPLETION OF CONSTRUCTION OR CANCELLATION OF YOUR PROJECT, please file FCC Form 854.** To file electronically, connect to the antenna structure registration system by pointing your web browser to <http://wireless.fcc.gov/antenna>. Electronic filing is recommended. You may also file manually by submitting a paper copy of FCC Form 854. Use purpose code "NT" for notification of completion of construction; use purpose code "CA" to cancel your registration.

The Antenna Structure Registration is not an authorization to construct radio facilities or transmit radio signals. It is necessary that all radio equipment on this structure be covered by a valid FCC license or construction permit.

**You must immediately provide a copy of this Registration to all tenant licensees and permittees sited on the structure described on this Registration (although not required, you may want to use Certified Mail to obtain proof of receipt), and *display* your Registration Number at the site. See reverse for important information about the Commission's Antenna Structure Registration rules.**

You must comply with all applicable FCC obstruction marking and lighting requirements, as set forth in Part 17 of the Commission's Rules (47 C.F.R. Part 17). These rules include, but are not limited to:

**Posting the Registration Number:** The Antenna Structure Registration Number must be displayed in a conspicuous place so that it is readily visible near the base of the antenna structure. Materials used to display the Registration Number must be weather-resistant and of sufficient size to be easily seen at the base of the antenna structure. Exceptions exist for certain historic structures. See 47 C.F.R. 17.4(g)-(h).

**Inspecting lights and equipment:** The obstruction lighting must be observed at least every 24 hours in order to detect any outages or malfunctions. Lighting equipment, indicators, and associated devices must be inspected at least once every three months.

**Reporting outages and malfunctions:** When any top steady-burning light or a flashing light (in any position) burns out or malfunctions, the outage must be reported to the nearest FAA Flight Service Station, unless corrected within 30 minutes. The FAA must again be notified when the light is restored. The owner must also maintain a log of these outages and malfunctions.

**Maintaining assigned painting:** The antenna structure must be repainted as often as necessary to maintain good visibility.

**Complying with environmental rules:** If you certified that grant of this registration would not have a significant environmental impact, you must nevertheless maintain all pertinent records and be ready to provide documentation supporting this certification and compliance with the rules, in the event that such information is requested by the Commission pursuant to 47 C.F.R. 1.1307(d).

**Updating information:** The owner must notify the FCC of proposed modifications to this structure; of any change in ownership; or, within 30 days of dismantlement of the structure.

Copies of the Code of Federal Regulations (which contain the FCC's antenna structure registration rules, 47 C.F.R Part 17) are available from the Government Printing Office (GPO). To purchase CFR volumes, call (202) 512-1800. For GPO Customer Service, call (202) 512-1803. For additional FCC information, consult the Antenna Homepage on the internet at <http://wireless.fcc.gov/antenna> or call (877) 480-3201 (TTY 717-338-2824).

**SAUK COUNTY, WISCONSIN ASR INFORMATION**

	Site Name	AGL	AGL	3ft face Guyed	3ft face Guyed	Address	CURRENT LIGHTING KIT (BEACON)	CURRENT LIGHTING KIT (SIDE LIGHTS)	PAINT	ASR	LAT	LONG
1	NEED NEW LED KIT WITH 2 BEACONS and SIDE LIGHTS	Happy Hill	300	3ft face Guyed	3ft face Guyed	E8999 Wenke Road, North Freedom, WI	INCANDESCENT RED	INCANDESCENT REDx3	NO	1035378	43-23-41.0 N	089-52-21.0 W
2	NEED NEW LED KIT WITH 2 BEACONS and SIDE LIGHTS	Courthouse	190	3ft face Guyed	3ft face Guyed	510 Broadway, Baraboo	INCANDESCENT RED	INCANDESCENT REDx3	RED/WHITE	1035379	43-28-13.5 N	089-44-37.6 W
3	NEED NEW LED KIT WITH 2 BEACONS and SIDE LIGHTS	Lake Delton	250	SABRE SELF SUPPORT	SABRE SELF SUPPORT	Corner of State Road 23 & Xanadu Road, Lake Delton, WI	STROBE RED/WHITE	INCANDESCENT REDx3	NO	1246224	43-35-03.1 N	089-49-11.6 W
4	NEED NEW LED KIT WITH 2 BEACONS and SIDE LIGHTS	Reedsburg	180	SABRE SELF SUPPORT	SABRE SELF SUPPORT	53840 State Hwy 23, Reedsburg, WI 53958	?	?	NO	1218420	43-30-26.5 N	090-01-02.7 W
5	NEED NEW LED KIT WITH 2 BEACONS and SIDE LIGHTS	Lavalle	180	SABRE SELF SUPPORT	SABRE SELF SUPPORT	Dutch Hollow Road, Lavalle, WI 53941	NO LIGHTS REQUIRED	NO LIGHTS REQUIRED	NO	NONE	43-35-32.4 N	090-08-22.2 W
6	NEED NEW LED KIT WITH 2 BEACONS and SIDE LIGHTS	Hillpoint	250	SABRE SELF SUPPORT	SABRE SELF SUPPORT	88578 CTH N, Plain, WI 53572	STROBE RED/WHITE	INCANDESCENT REDx3	NO	1251163	43-20-02.3N	090-06-17.0 W
7	NEED NEW LED KIT WITH 2 BEACONS and SIDE LIGHTS	Spring Green Old	140	SABRE SELF SUPPORT	SABRE SELF SUPPORT	State Hwy 23, Spring Green, WI	NO LIGHTS REQUIRED	NO LIGHTS REQUIRED	RED/WHITE	NONE	43-13-38 N	090-04-09 W
8	NEED NEW LED KIT WITH 2 BEACONS and SIDE LIGHTS	Spring Green New	250	SABRE SELF SUPPORT	SABRE SELF SUPPORT	Thull Road, Spring Green, WI, 53588	STROBE RED/WHITE	INCANDESCENT REDx3	NO	1255880	43-12-07.0 N	090-01-29.0 W
9	NEED NEW LED KIT WITH 2 BEACONS and SIDE LIGHTS	Sauk City	150	SABRE SELF SUPPORT	SABRE SELF SUPPORT	State Hwy 60, Sauk City, WI	NO LIGHTS REQUIRED	NO LIGHTS REQUIRED	NO	NONE	43-16-07.2 N	089-45-53.8 W
10	NEED 1 BEACON and JUNCTION BOX	Tower Road	300	SABRE SELF SUPPORT	SABRE SELF SUPPORT	13487 Tower Road, Baraboo, WI 53913	LED RED/WHITE	LED REDx3	NO	1321826	43-25-43.0 N	089-38-50.0 W

TOWER ROAD LIGHTING KIT  
 ITEM # LC-STAR ..... \$ 10,865.00  
 TWR (E1) LED Dual light system with strobe cable and SO cord (200'-350') (C30058105) designed in accordance with FAA and FCC specifications.  
 Model # LC-STAR  
 Serial Number 0082251010



**UNITED STATES OF AMERICA  
FEDERAL COMMUNICATIONS COMMISSION  
ANTENNA STRUCTURE REGISTRATION**



OWNER: Sauk County

FCC Registration Number (FRN): 0002682680

<b>ATTN: Philip G Raab</b> <b>Sauk County</b> <b>510 Broadway</b> <b>Baraboo, WI 53913</b>	<b>Antenna Structure Registration Number</b> <p align="center">1255880</p>						
	<b>Issue Date</b> <p align="center">02/12/2018</p>						
<b>Location of Antenna Structure</b> <b>Thuli Road</b> <b>Spring Green, WI 53588</b>  <b>County: SAUK</b>	<b>Ground Elevation (AMSL)</b> <p align="right">230.1 meters</p>						
	<b>Overall Height Above Ground (AGL)</b> <p align="right">82.3 meters</p>						
<table border="0"> <tr> <td><b>Latitude</b></td> <td><b>Longitude</b></td> <td><b>NAD83</b></td> </tr> <tr> <td align="center">43- 12- 10.0 N</td> <td align="center">090- 01- 31.6 W</td> <td></td> </tr> </table>	<b>Latitude</b>	<b>Longitude</b>	<b>NAD83</b>	43- 12- 10.0 N	090- 01- 31.6 W		<b>Overall Height Above Mean Sea Level (AMSL)</b> <p align="right">312.4 meters</p>
<b>Latitude</b>	<b>Longitude</b>	<b>NAD83</b>					
43- 12- 10.0 N	090- 01- 31.6 W						
<b>Center of Array Coordinates</b> <p align="center">N/A</p>	<b>Type of Structure</b> <p align="center">LTOWER Lattice Tower</p>						
<b>Painting and Lighting Requirements:</b>  <b>FAA Chapters 4, 8, 12</b>  <b>Paint and Light in Accordance with FAA Circular Number 70/7460-1L</b>   <b>Conditions:</b>							

This registration is effective upon completion of the described antenna structure and notification to the Commission. **YOU MUST NOTIFY THE COMMISSION WITHIN 5 DAYS OF COMPLETION OF CONSTRUCTION OR CANCELLATION OF YOUR PROJECT, please file FCC Form 854.** To file electronically, connect to the antenna structure registration system by pointing your web browser to <http://wireless.fcc.gov/antenna>. Electronic filing is recommended. You may also file manually by submitting a paper copy of FCC Form 854. Use purpose code "NT" for notification of completion of construction; use purpose code "CA" to cancel your registration.

The Antenna Structure Registration is not an authorization to construct radio facilities or transmit radio signals. It is necessary that all radio equipment on this structure be covered by a valid FCC license or construction permit.

**You must immediately provide a copy of this Registration to all tenant licensees and permittees sited on the structure described on this Registration (although not required, you may want to use Certified Mail to obtain proof of receipt), and display your Registration Number at the site. See reverse for important information about the Commission's Antenna Structure Registration rules.**

You must comply with all applicable FCC obstruction marking and lighting requirements, as set forth in Part 17 of the Commission's Rules (47 C.F.R. Part 17). These rules include, but are not limited to:

**Posting the Registration Number:** The Antenna Structure Registration Number must be displayed in a conspicuous place so that it is readily visible near the base of the antenna structure. Materials used to display the Registration Number must be weather-resistant and of sufficient size to be easily seen at the base of the antenna structure. Exceptions exist for certain historic structures. See 47 C.F.R. 17.4(g)-(h).

**Inspecting lights and equipment:** The obstruction lighting must be observed at least every 24 hours in order to detect any outages or malfunctions. Lighting equipment, indicators, and associated devices must be inspected at least once every three months.

**Reporting outages and malfunctions:** When any top steady-burning light or a flashing light (in any position) burns out or malfunctions, the outage must be reported to the nearest FAA Flight Service Station, unless corrected within 30 minutes. The FAA must again be notified when the light is restored. The owner must also maintain a log of these outages and malfunctions.

**Maintaining assigned painting:** The antenna structure must be repainted as often as necessary to maintain good visibility.

**Complying with environmental rules:** If you certified that grant of this registration would not have a significant environmental impact, you must nevertheless maintain all pertinent records and be ready to provide documentation supporting this certification and compliance with the rules, in the event that such information is requested by the Commission pursuant to 47 C.F.R. 1.1307(d).

**Updating information:** The owner must notify the FCC of proposed modifications to this structure; of any change in ownership; or, within 30 days of dismantlement of the structure.

You can find additional information at *[insert link]* or by calling (877) 480-3201 (TTY 717-338-2824).



**UNITED STATES OF AMERICA  
FEDERAL COMMUNICATIONS COMMISSION  
ANTENNA STRUCTURE REGISTRATION**



OWNER: Sauk County Emergency Management

FCC Registration Number (FRN): 0002682680

<b>ATTN: Phillip G. Raab</b> <b>Sauk County Emergency Management</b> <b>510 Broadway St.</b> <b>Baraboo, WI 53913</b>	<b>Antenna Structure Registration Number</b> <p align="center">1321826</p>						
	<b>Issue Date</b> <p align="center">02/14/2022</p>						
<b>Location of Antenna Structure</b> <b>along Tower Road</b> <b>Baraboo, WI 53913</b> <b>County: SAUK</b>	<b>Ground Elevation (AMSL)</b> <p align="right">470.3 meters</p>						
	<b>Overall Height Above Ground (AGL)</b> <p align="right">99.1 meters</p>						
<table border="0"> <tr> <td><b>Latitude</b></td> <td><b>Longitude</b></td> <td><b>NAD83</b></td> </tr> <tr> <td align="center">43- 25- 44.3 N</td> <td align="center">089- 38- 50.7 W</td> <td></td> </tr> </table>	<b>Latitude</b>	<b>Longitude</b>	<b>NAD83</b>	43- 25- 44.3 N	089- 38- 50.7 W		<b>Overall Height Above Mean Sea Level (AMSL)</b> <p align="right">569.4 meters</p>
<b>Latitude</b>	<b>Longitude</b>	<b>NAD83</b>					
43- 25- 44.3 N	089- 38- 50.7 W						
<b>Center of Array Coordinates</b> <p align="center">N/A</p>	<b>Type of Structure</b> LTOWER Lattice Tower						
<b>Painting and Lighting Requirements:</b> <b>FAA Chapters 4, 8, 15</b> <b>Paint and Light in Accordance with FAA Circular Number 70/7460-1M</b>  <b>Conditions:</b>							

This registration is effective upon completion of the described antenna structure and notification to the Commission. **YOU MUST NOTIFY THE COMMISSION WITHIN 5 DAYS OF COMPLETION OF CONSTRUCTION OR CANCELLATION OF YOUR PROJECT, please file FCC Form 854.** To file electronically, connect to the antenna structure registration system by pointing your web browser to <https://www.fcc.gov/antenna-structure-registration>. Electronic filing is required. Use purpose code "NT" for notification of completion of construction; use purpose code "CA" to cancel your registration.

The Antenna Structure Registration is not an authorization to construct radio facilities or transmit radio signals. It is necessary that all radio equipment on this structure be covered by a valid FCC license or construction permit.

**You must immediately provide a copy of this Registration to all tenant licensees and permittees sited on the structure described on this Registration (although not required, you may want to use Certified Mail to obtain proof of receipt), and display your Registration Number at the site. See reverse for important information about the Commission's Antenna Structure Registration rules.**

You must comply with all applicable FCC obstruction marking and lighting requirements, as set forth in Part 17 of the Commission's Rules (47 C.F.R. Part 17). These rules include, but are not limited to:

- **Posting the Registration Number:** The Antenna Structure Registration Number must be displayed in a conspicuous place so that it is readily visible near the base of the antenna structure. Materials used to display the Registration Number must be weather-resistant and of sufficient size to be easily seen at the base of the antenna structure. Exceptions exist for certain historic structures. See 47 C.F.R. 17.4(g)-(h).
- **Inspecting lights and equipment:** The obstruction lighting must be observed at least every 24 hours in order to detect any outages or malfunctions. Lighting equipment, indicators, and associated devices must be inspected at least once every three months.
- **Reporting outages and malfunctions:** When any top steady-burning light or a flashing light (in any position) burns out or malfunctions, the outage must be reported to the nearest FAA Flight Service Station, unless corrected within 30 minutes. The FAA must again be notified when the light is restored. The owner must also maintain a log of these outages and malfunctions.
- **Maintaining assigned painting:** The antenna structure must be repainted as often as necessary to maintain good visibility.
- **Complying with environmental rules:** If you certified that grant of this registration would not have a significant environmental impact, you must nevertheless maintain all pertinent records and be ready to provide documentation supporting this certification and compliance with the rules, in the event that such information is requested by the Commission pursuant to 47 C.F.R. 1.1307(d).
- **Updating information:** The owner must notify the FCC of proposed modifications to this structure; of any change in ownership; or, within 30 days of dismantlement of the structure.

Copies of the Code of Federal Regulations (which contain the FCC's antenna structure registration rules, 47 C.F.R Part 17) are available from the Government Printing Office (GPO). To purchase CFR volumes, call (202) 512-1800. For GPO Customer Service, call (202) 512-1803. For additional FCC information, consult the Antenna Homepage on the internet at <https://www.fcc.gov/antenna-structure-registration> or call (877) 480-3201 (TTY 717-338-2824).